



## MAJOR WINTER STORM UPDATE Wed January, 3 2018 at Noon

## Storm Impacts      SNOWFALL FORECAST      Storm Statistics

### STATUS OF THE STATE EMERGENCY OPERATIONS CENTER - MONITORING MAJOR WINTER STORM EXPECTED TO IMPACT OUR AREA ON THURSDAY...

Towns are encouraged to review their Local Emergency Operations Plans. The NWS has issued Winter Storm Warnings for central and eastern CT. Winter storm watches and advisories have been issued for Fairfield and Litchfield counties respectively. The following forecast is based on a blend of the GFS and NAM models:

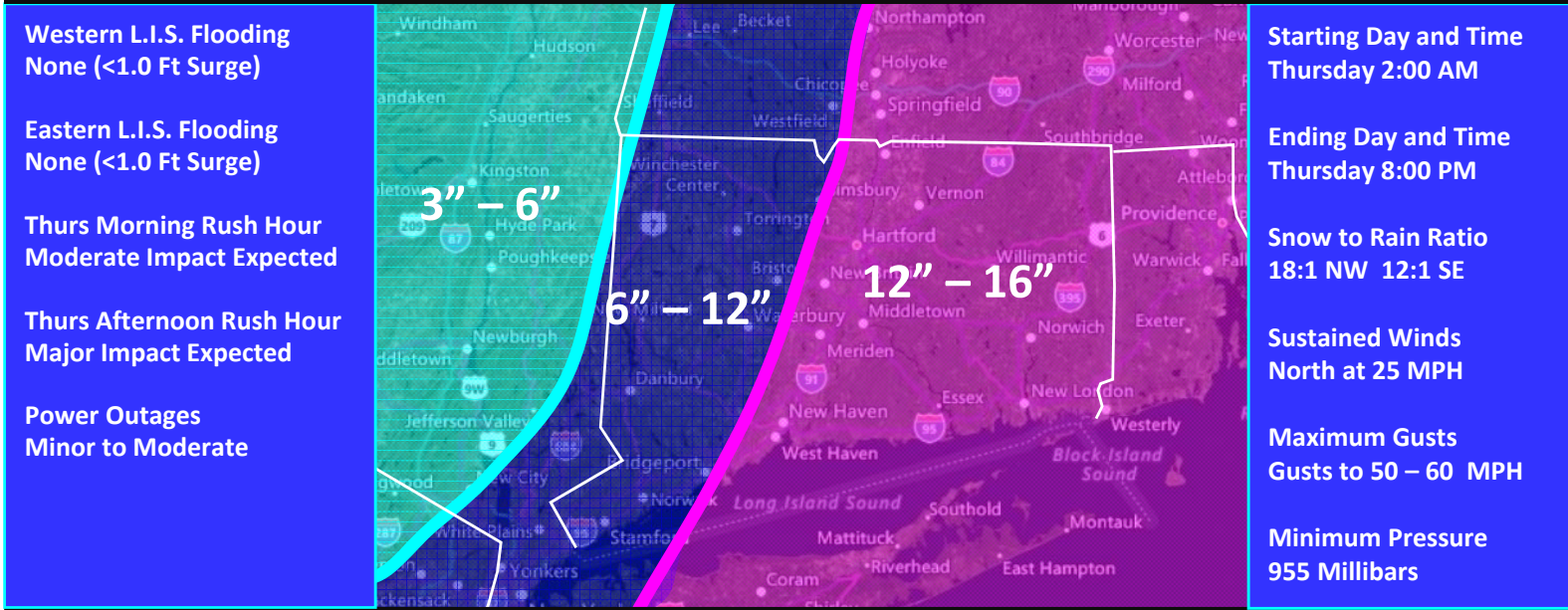
**Thursday Morning:** Light snow is forecast to begin around 2:00 AM at the southeast CT coast and spread to the northwest into the Hartford area by 5:00 AM. The snow is forecast to become moderate around 7:00 AM with increasing north winds gusting to 50 MPH at times by noon. A moderate impact on the morning rush hour is expected with a 1 – 2 inch snow cover on most roads and rapidly deteriorating conditions by the end of the rush hour.

**Thursday Afternoon:** Very heavy snow at times with snowfall rates between 1" – 3" per hour. Strong winds gusting to 50 - 60 MPH at times will cause blowing and drifting of the snow and also reduce visibility to near zero at times. The strong winds may also cause some power outages. A major impact is possible for the afternoon rush hour with 3 – 4 inches of snow on most roads and moderate snow falling.

**Thursday Evening and Overnight:** The snow is forecast to end from west to east between 7:00 – 10:00 PM with considerable blowing and drifting of snow continuing overnight. Bitterly cold conditions are expected with lows between 0 F and 10 above and winds gusting to 30 - 40 MPH at times causing wind chills to drop to -20 F at times.

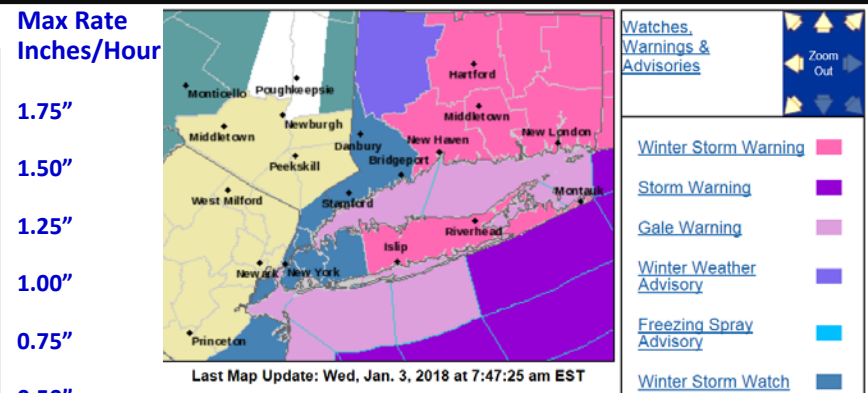
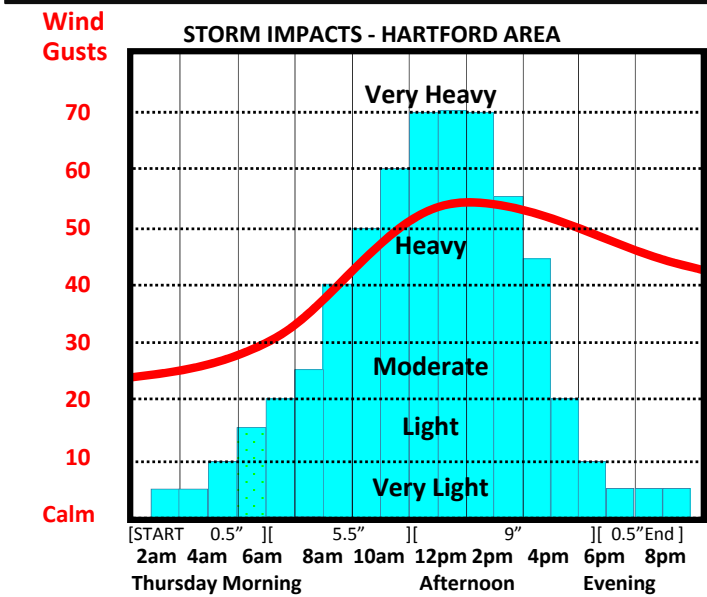
**Friday and Saturday:** Bitterly cold and windy with highs around 10 F and overnight lows between 0 and -10 F. Wind chills are forecast to range from around -10 F during the days down to -20 to -30 F at night.

The Department of Emergency Services and Public Protection Division of Emergency Management and Homeland Security will continue to closely monitor this storm. The next update will be sent out this afternoon at 6:00 PM.



|  |
|--|
| <b>Starting Day and Time</b><br>Thursday 2:00 AM |
| <b>Ending Day and Time</b><br>Thursday 8:00 PM   |
| <b>Snow to Rain Ratio</b><br>18:1 NW 12:1 SE     |
| <b>Sustained Winds</b><br>North at 25 MPH        |
| <b>Maximum Gusts</b><br>Gusts to 50 – 60 MPH     |
| <b>Minimum Pressure</b><br>955 Millibars         |

## IMPACT TIMING FORECAST      NWS WATCHES AND WARNINGS



*This product is a public service of the Department of Emergency Services and Public Protection (DESPP), and is intended for informational purposes only. DESPP assumes no liability for the use or distribution of this product or any actions resulting from this product.*